




MINERAL AND METALS UPDATE

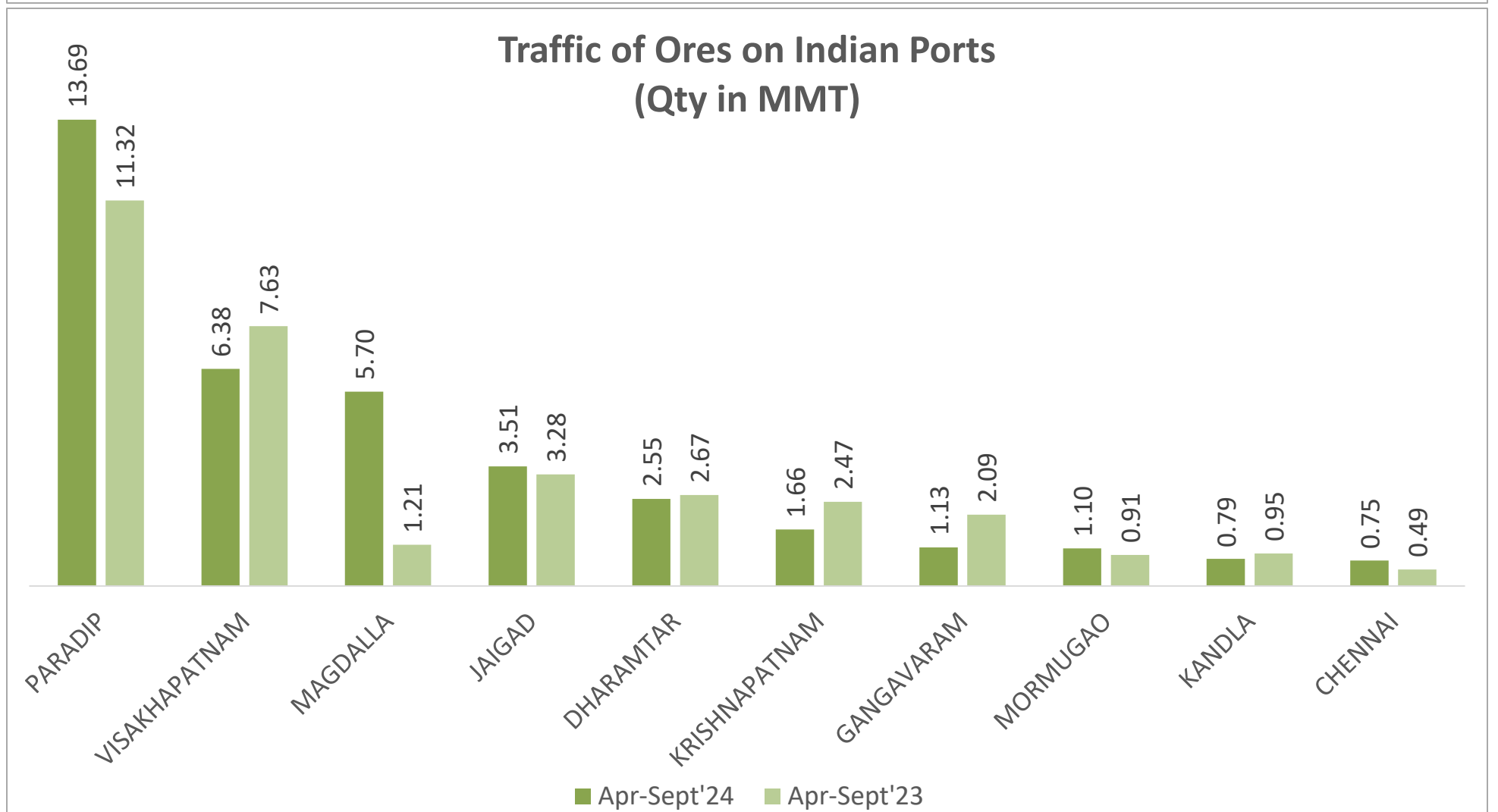
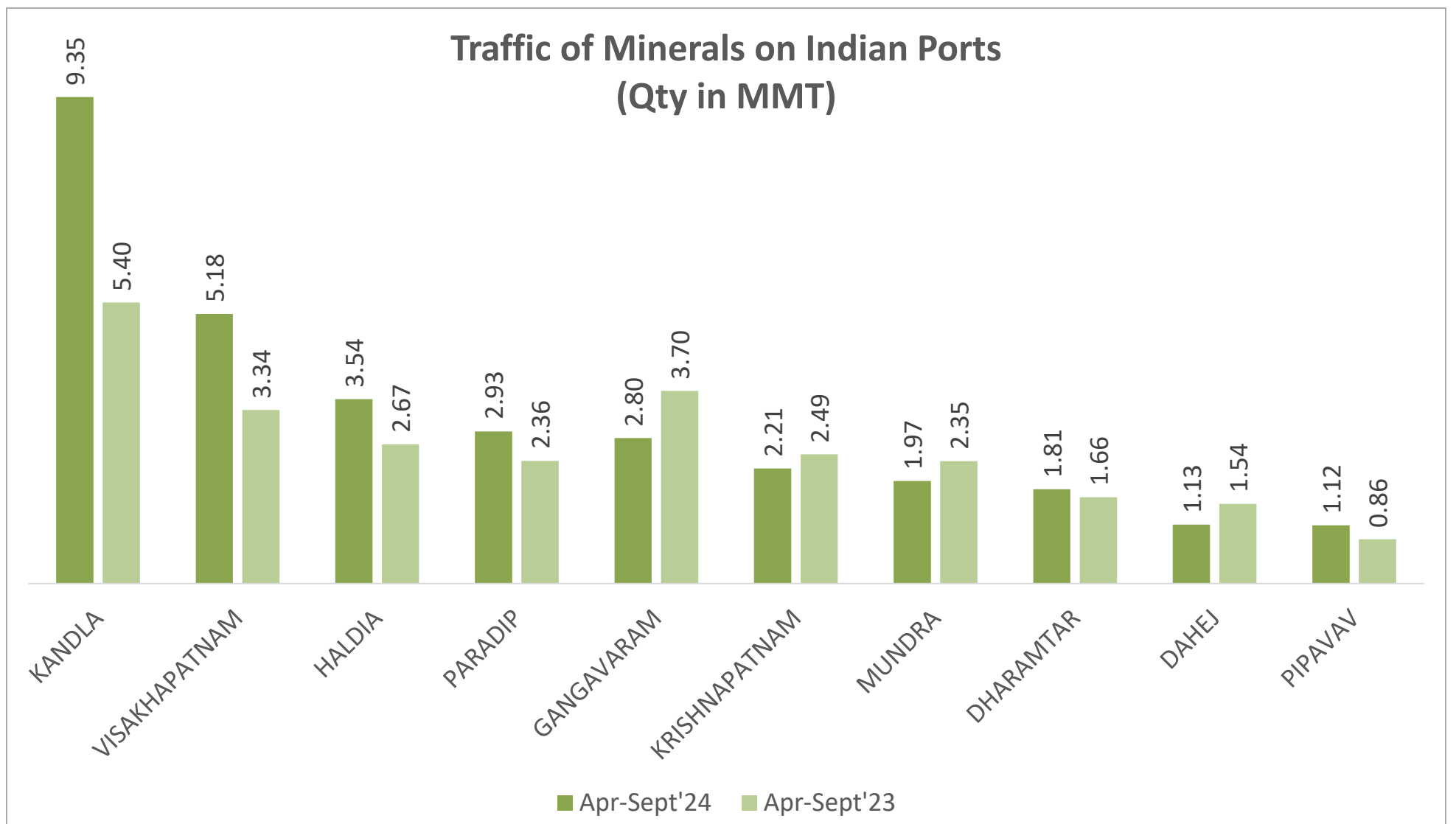
OCTOBER 2024



PORT ANALYSIS

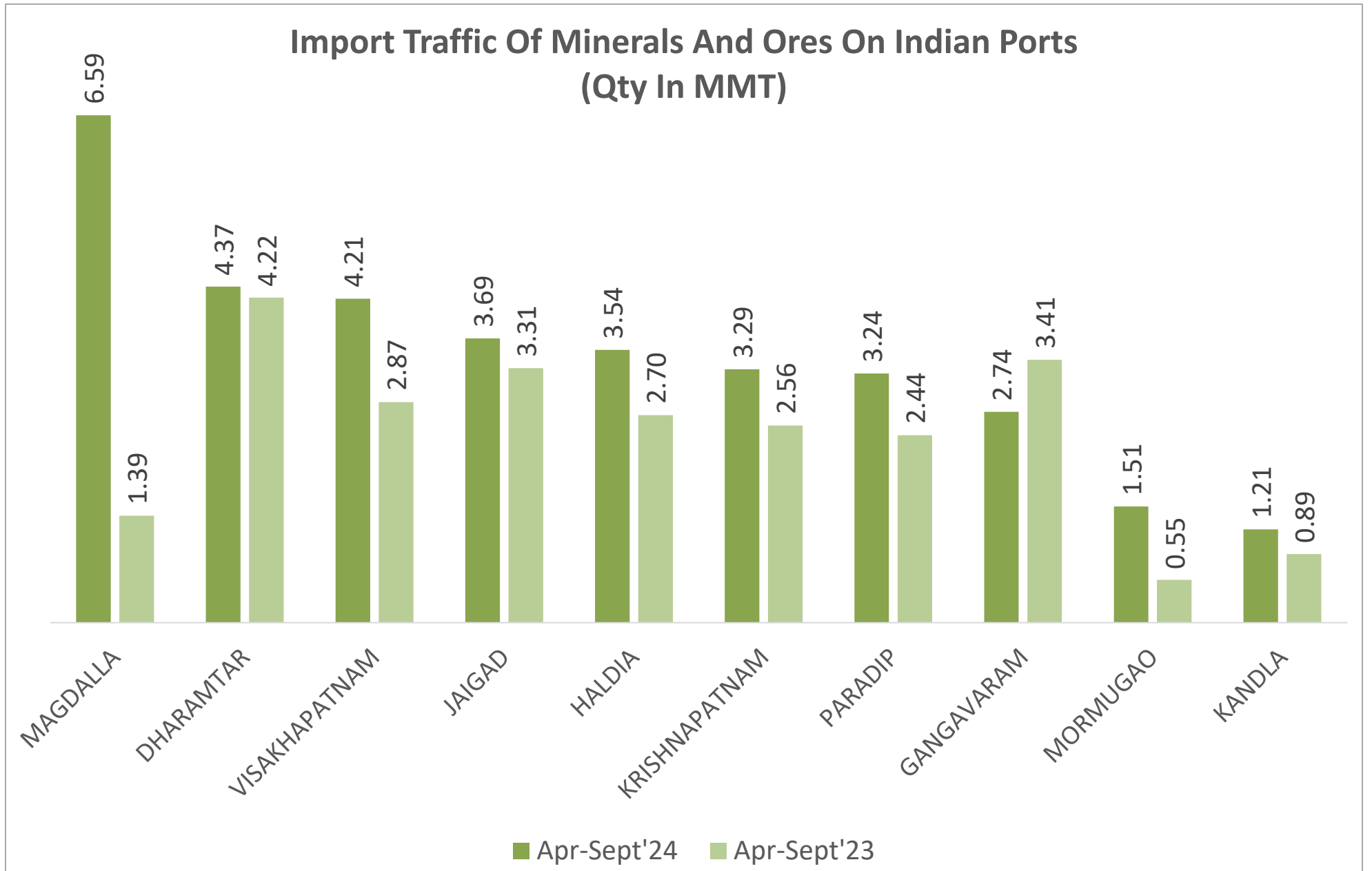
Traffic of Minerals & Ore at Indian Ports

- Port traffic for minerals and ore increased for Apr-Sept'24 at 80.24 MMT as compared to 81.40 MMT of the same period last fiscal.
- Paradip port saw the highest traffic for minerals and ores at 16.62 MMT for the period of Apr-Sept'24.
- Traffic of Minerals saw an increase at 40.34 MMT in Apr-Sept'24 compared to the same period Apr-Sept'23. Kandla port saw the highest traffic of minerals at 9.35 MMT.
- Traffic of Ore decreased to 39.90 MMT in Apr-Sept'24 as compared to 45.30 MMT in the previous fiscal. Paradip port saw the highest traffic of Ores at 13.69 MMT.



Port-wise Import of Minerals & Ores

- For the period of Apr-Sept'24, the imports of minerals increased at 27.21 MMT as compared to the same period in the previous fiscal.
- The imports of Ore during Apr-Sept'24 increased at 16.40 MMT as compared to the same period of the previous fiscal.



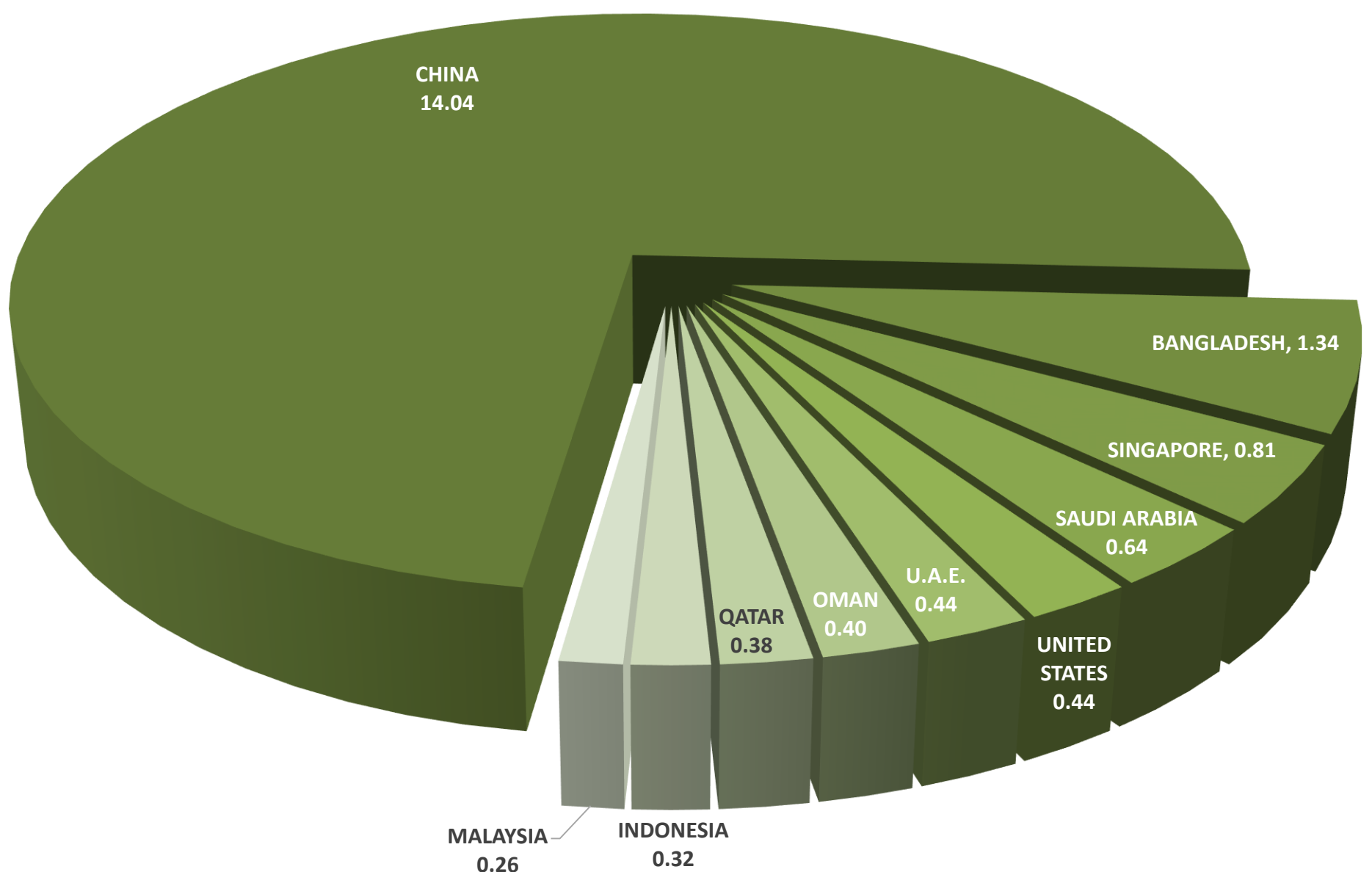
Top 10 importers of minerals and ores	Import Quantity (MMT)
JSW GROUP	7.65
ARCELORMITTAL NIPPON STEEL INDIA LTD.	5.90
SURYADEV ALLOYS AND STEELS	0.67
JINDAL SAW LTD.	0.33
JSW ISPAT SPECIAL PRODUCTS LTD.	0.27
MANDOVI PELLETS LTD.	0.25
GAUTAM FREIGHT PVT. LTD.	0.17
WELSPUN CORP	0.17
VEDANTA LTD. (CAIRN OIL AND GAS)	0.11
KIOCL	0.11

Country-wise Exports of Minerals & Ores from India

- Indian Exports for Minerals inclined at 13.12 MMT for the period of Apr-Sept'24 as compared to the same period in the previous fiscal. Exports for Ores stood at 23.50 MMT showing a decrease. Overall exports decreased at 36.63 MMT in Apr-Sept'24.
- The highest exports went to China at 14.04 MMT in Apr-Sept'24.

Top 10 Exporters of Minerals and Ores	Export Quantity (MMT)
ARCELORMITTAL NIPPON STEEL INDIA LTD.	7.52
JSW GROUP	5.45
RUNGTA GROUP	3.92
ARCHEAN CHEMICAL INDUS. PVT. LTD.	1.60
RANKERS GROUP OF COMPANIES	1.15
FRIENDS IMPEX	0.83
VEDANTA LTD.	0.76
NEELKANTH SALT SUPPLY CO.	0.76
OCL IRON & STEEL LTD.	0.63
TRIVENI ENGG. EXPERTS TRDG.	0.57

Top 10 Country-wise Exporters for Minerals and Ores
(Qty in MMT)



09

Other Reports For October 2024

J. M. BAXI Monthly Agri Products Update

J. M. BAXI Monthly Automotive Industry Update

J. M. BAXI Monthly Cement Update

J. M. Baxi Monthly Chemical Update

J. M. BAXI Monthly Coal Update

J. M. BAXI Monthly Container Update

J. M. BAXI Monthly Cruise Shipping Update

J. M. BAXI Monthly Veg Oil Update

J. M. BAXI Monthly Fertilizer Update

J. M. Baxi Monthly LNG & LPG Update

J. M. BAXI Monthly Mineral and Metal Update

J. M. BAXI Monthly Oil and Petroleum Update

J. M. BAXI Monthly Port Update

J. M. BAXI Monthly Project Cargo Update

J. M. BAXI Monthly Seafarers Insights Update

J. M. BAXI Monthly Steel Update





Research Cell

J. M. Baxi

Godrej Coliseum, Office No. 801, 8th Floor, "C" wing, Behind Everard Nagar, Off. Somaiya Road,
Sion East. Mumbai - 40022 INDIA.

Telephone: +91 . 22 61077100 | Ext 161/145 | Mobile: +91 . 7506004224 / 7045659111
Email: shwetalk@jmbaxi.com | Website: www.jmbaxico.com